


KDR 2 split gland plates

for Rittal TS 8 & Rittal VX25 enclosures / IP54



Split, 2-part gland plates KDR 2 with pre-cut holes for KEL and KEL-JUMBO cable entry systems.

Integrated screw holes provide quick and easy installation of KEL frames.

IP54

RoHS
compliant

REACH
COMPLIANCE

Made in
Germany

Specifications

IP rating (EN 60529)	IP54
Material	Steel, zinc plated

Advantages & benefits

- During assembly, almost the complete base of the enclosure can be used for installation of cables
- Even large connectors can be installed easily
- Subsequent assembly possible
- No additional sheet metal work required
- Cut-outs, which are no longer required, are covered with metal blank plates Type BPM

Product types & sizes

KDR2-VX25-600-44400



Part No.	44400
EAN	4251269320262
PU	1
Length	488 mm
Width	100 mm
Height	12 mm

Total length gland plate	488 mm
For enclosure width	600 mm
Sight size of base opening	452 mm
Suitable for cable entry systems:	3 × KEL 24

KDR2-VX25-600-44401



Part No.	44401
EAN	4251269320279
PU	1
Length	488 mm
Width	120 mm
Height	12 mm


Total length gland plate	488 mm
For enclosure width	600 mm
Sight size of base opening	452 mm
Suitable for cable entry systems:	2 × KEL 24, 1 × KEL-JUMBO 1


KDR2-VX25-600-44402





Part No.	44402
EAN	4251269320286
PU	1
Length	488 mm
Width	120 mm
Height	12 mm


Total length gland plate	488 mm
For enclosure width	600 mm
Sight size of base opening	452 mm
Suitable for cable entry systems:	1 × KEL 24, 1 × KEL-JUMBO 2


	KDR2-VX25-600-44403	Part No.	44403	Total length gland plate	688 mm
		EAN	4251269320293	For enclosure width	800 mm
		PU	1	Sight size of base opening	652 mm
		Length	688 mm	Suitable for cable entry systems:	4 x KEL 24
		Width	100 mm		
		Height	12 mm		
	KDR2-VX25-600-44404	Part No.	44404	Total length gland plate	688 mm
		EAN	4251269320309	For enclosure width	800 mm
		PU	1	Sight size of base opening	652 mm
		Length	688 mm	Suitable for cable entry systems:	3 x KEL 24, 1 x KEL-JUMBO 1
		Width	120 mm		
		Height	12 mm		
	KDR2-VX25-600-44405	Part No.	44405	Total length gland plate	688 mm
		EAN	4251269320316	For enclosure width	800 mm
		PU	1	Sight size of base opening	652 mm
		Length	688 mm	Suitable for cable entry systems:	2 x KEL 24, 1 x KEL-JUMBO 2
		Width	120 mm		
		Height	12 mm		
	KDR2-VX25-1000-44406	Part No.	44406	Total length gland plate	438 mm
		EAN	4251269320323	For enclosure width	1.000 mm
		PU	1	Sight size of base opening	402 mm
		Length	438 mm	Division bar	mit Mittelstrebe
		Width	100 mm	Suitable for cable entry systems:	2 x KEL 24
		Height	12 mm		
	KDR2-VX25-1000-44407	Part No.	44407	Total length gland plate	438 mm
		EAN	4251269320330	For enclosure width	1.000 mm
		PU	1	Sight size of base opening	402 mm
		Length	438 mm	Division bar	mit Mittelstrebe
		Width	120 mm	Suitable for cable entry systems:	1 x KEL 24, 1 x KEL-JUMBO 1
		Height	12 mm		
	KDR2-VX25-1000-44408	Part No.	44408	Total length gland plate	438 mm
		EAN	4251269320347	For enclosure width	1.000 mm
		PU	1	Sight size of base opening	402 mm
		Length	438 mm	Division bar	mit Mittelstrebe
		Width	120 mm	Suitable for cable entry systems:	1 x KEL 24, 1 x KEL-JUMBO 2
		Height	12 mm		
	KDR2-VX25-1200-44409	Part No.	44409	Total length gland plate	538 mm
		EAN	4251269320354	For enclosure width	1.200 mm
		PU	1	Sight size of base opening	502 mm
		Length	538 mm	Suitable for cable entry systems:	3 x KEL 24
		Width	100 mm		
		Height	12 mm		


	KDR2-VX25-1200-44410	Part No.	44410	Total length gland plate	538 mm
		EAN	4251269320361	For enclosure width	1.200 mm
		PU	1	Sight size of base opening	502 mm
		Length	538 mm	Suitable for cable entry systems:	2 x KEL 24, 1 x KEL-JUMBO 1
		Width	120 mm		
		Height	12 mm		


	KDR2-VX25-1200-44411	Part No.	44411	Total length gland plate	538 mm
		EAN	4251269320378	For enclosure width	1.200 mm
		PU	1	Sight size of base opening	502 mm
		Length	538 mm	Suitable for cable entry systems:	1 x KEL 24, 1 x KEL-JUMBO 2
		Width	120 mm		
		Height	12 mm		


	KDR2-TS8-600-42924	Part No.	42924	Total length gland plate	458 mm
		EAN	4251269309397	For enclosure width	600 mm
		PU	1	Sight size of base opening	435 mm
		Length	458 mm	Suitable for cable entry systems:	3 x KEL 24
		Width	100 mm		
		Height	12 mm		


	KDR2-TS8-600-42941	Part No.	42941	Total length gland plate	458 mm
		EAN	4251269309403	For enclosure width	600 mm
		PU	1	Sight size of base opening	435 mm
		Length	458 mm	Suitable for cable entry systems:	1 x KEL 24, 1 x KEL-JUMBO 2
		Width	148,5 mm		
		Height	12 mm		


	KDR2-TS8-600-42953	Part No.	42953	Total length gland plate	458 mm
		EAN	4251269309441	For enclosure width	600 mm
		PU	1	Sight size of base opening	435 mm
		Length	458 mm	Suitable for cable entry systems:	2 x KEL 24, 1 x KEL-JUMBO 1
		Width	148,5 mm		
		Height	12 mm		


	KDR2-TS8-800-42922	Part No.	42922	Total length gland plate	658 mm
		EAN	4251269309373	For enclosure width	800 mm
		PU	1	Sight size of base opening	635 mm
		Length	658 mm	Suitable for cable entry systems:	4 x KEL 24
		Width	100 mm		
		Height	12 mm		


	KDR2-TS8-800-42945	Part No.	42945	Total length gland plate	658 mm
		EAN	4251269309427	For enclosure width	800 mm
		PU	1	Sight size of base opening	635 mm
		Length	658 mm	Suitable for cable entry systems:	2 x KEL 24, 1 x KEL-JUMBO 2
		Width	148,5 mm		
		Height	12 mm		


	KDR2-TS8-800-42954	Part No.	42954	Total length gland plate	658 mm
		EAN	4251269309458	For enclosure width	800 mm
		PU	1	Sight size of base opening	635 mm
		Length	658 mm	Suitable for cable entry systems:	3 × KEL 24, 1 × KEL-JUMBO 1
		Width	148,5 mm		
		Height	12 mm		


	KDR2-TS8-1000-42923	Part No.	42923	Total length gland plate	858 mm
		EAN	4251269309380	For enclosure width	1.000 mm
		PU	1	Sight size of base opening	835 mm
		Length	858 mm	Division bar	ohne Mittelstrebe
		Width	100 mm	Suitable for cable entry systems:	5 × KEL 24
		Height	12 mm		

	KDR2-TS8-1000-42952	Part No.	42952	Total length gland plate	858 mm
		EAN	4251269309434	For enclosure width	1.000 mm
		PU	1	Sight size of base opening	835 mm
		Length	858 mm	Division bar	ohne Mittelstrebe
		Width	148,5 mm	Suitable for cable entry systems:	3 × KEL 24, 1 × KEL-JUMBO 2
		Height	12 mm		

	KDR2-TS8-1000-42955	Part No.	42955	Total length gland plate	858 mm
		EAN	4251269309465	For enclosure width	1.000 mm
		PU	1	Sight size of base opening	835 mm
		Length	858 mm	Division bar	ohne Mittelstrebe
		Width	148,5 mm	Suitable for cable entry systems:	4 × KEL 24, 1 × KEL-JUMBO 1
		Height	12 mm		

	KDR2-TS8-1000-42957	Part No.	42957	Total length gland plate	420 mm
		EAN	4251269309489	For enclosure width	1.000 mm
		PU	1	Sight size of base opening	398 mm
		Length	420 mm	Division bar	mit Mittelstrebe
		Width	148,5 mm	Suitable for cable entry systems:	1 × KEL 24, 1 × KEL-JUMBO 1
		Height	12 mm		

	KDR2-TS8-1000-42958	Part No.	42958	Total length gland plate	420 mm
		EAN	4251269309496	For enclosure width	1.000 mm
		PU	1	Sight size of base opening	398 mm
		Length	420 mm	Division bar	mit Mittelstrebe
		Width	148,5 mm	Suitable for cable entry systems:	2 × KEL 24
		Height	12 mm		

	KDR2-TS8-1000-42959	Part No.	42959	Total length gland plate	420 mm
		EAN	4251269309502	For enclosure width	1.000 mm
		PU	1	Sight size of base opening	398 mm
		Length	420 mm	Division bar	mit Mittelstrebe
		Width	148,5 mm	Suitable for cable entry systems:	1 × KEL 24, 1 × KEL-JUMBO 2
		Height	12 mm		

KDR2-TS8-1200-42920



Part No. **42920**
EAN **4251269309366**
PU **1**
Length **518 mm**
Width **100 mm**
Height **12 mm**

Total length gland plate **518 mm**
For enclosure width **1.200 mm**
Sight size of base opening **495 mm**
Suitable for cable entry systems: **3 x KEL 24**

KDR2-TS8-1200-42943



Part No. **42943**
EAN **4251269309410**
PU **1**
Length **518 mm**
Width **148,5 mm**
Height **12 mm**

Total length gland plate **518 mm**
For enclosure width **1.200 mm**
Sight size of base opening **495 mm**
Suitable for cable entry systems: **1 x KEL 24, 1 x KEL-JUMBO 2**

KDR2-TS8-1200-42956



Part No. **42956**
EAN **4251269309472**
PU **1**
Length **518 mm**
Width **148,5 mm**
Height **12 mm**

Total length gland plate **518 mm**
For enclosure width **1.200 mm**
Sight size of base opening **495 mm**
Suitable for cable entry systems: **2 x KEL 24, 1 x KEL-JUMBO 1**