

KDR-BES-U brush strip with clamp profile

in custom length or sized for Rittal, nVent Hoffman, ELDON, Häwa, Schneider Electric & ETA enclosures



RoHS
compliant

REACH
COMPLIANCE

Made in
Germany

Cable pass-through brush strip for enclosure bases or individual cut-outs on cabinets, enclosures, panels, server racks or machine walls.

Due to the innovative and universal clamp strip the brush can also be assembled in a 90° angle, e.g. on bent sheet metal. Brush may be removed from the profile at any time and remounted using other mounting options.

The KDR-BES-U brush strip is adaptable to almost any enclosure or cabinet type on the market. The standard gland plates included in the enclosure delivery can be used for assembly. They do not have to be changed!

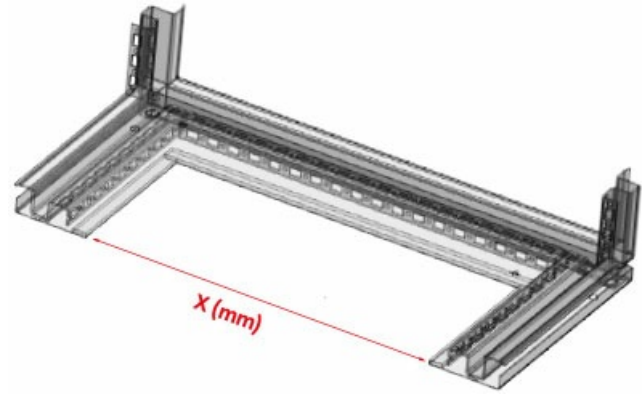
There are 4 different models available:

Order No. 58210.xxxx - for sheet/wall thickness 1.5 - 2 mm, brush height 35 mm

Order No. 58215.xxxx - for sheet/wall thickness 1.5 - 2 mm, brush height 50 mm

Order No. 58225.xxxx - for sheet/wall thickness 2.5 - 3 mm, brush height 35 mm

Order No. 58230.xxxx - for sheet/wall thickness 2.5 - 3 mm, brush height 50 mm



Defining your individual length:

X (mm) = sight size of enclosure base opening

Order numbers (ex.):

X = 999 mm --> Order NO. 58210.0999


Specifications


Material	Aluminium Brushes: Polyamide
Operating temperature	-20 C° to 90 C°
Properties	silicone free, halogen free


Advantages & benefits


- Quick assembly without tools
- Original enclosure gland plates can be used when mounting
- Three mounting types possible
- Brush may be remounted at any time using other mounting options
- Available in almost any length up to 1.500 mm


Product types & sizes


KDR-BES-U-xxxx (1.5-2-35 mm)

Part No. **58210.xxxx**
EAN
PU **1**
Brush height **35 mm**
For min. wall thickness **1,5 mm**
For max. wall thickness **2 mm**


KDR-BES-U-xxxx (1.5-2-50 mm)

Part No. **58215.xxxx**
EAN
PU **1**
Brush height **50 mm**
For min. wall thickness **1,5 mm**
For max. wall thickness **2 mm**


KDR-BES-U-xxxx (2.5-3-35 mm)

Part No. **58225.xxxx**
EAN
PU **1**
Brush height **35 mm**
For min. wall thickness **2,5 mm**
For max. wall thickness **3 mm**


KDR-BES-U-xxxx (2.5-3-50 mm)

Part No. **58230.xxxx**
EAN
PU **1**
Brush height **50 mm**
For min. wall thickness **2,5 mm**
For max. wall thickness **3 mm**


KDR-BES-U-VX25-600 (35 mm)

Part No. **58225.0452**
EAN **4251269320385**
PU **1**
Width **16 mm**
Length **452 mm**
For enclosure width **600 mm**
Sight size of base opening **452 mm**
Brush height **35 mm**


KDR-BES-U-VX25-600 (50mm)

Part No. **58230.0452**
EAN **4251269320996**
PU **1**
Width **16 mm**
Length **452 mm**
For enclosure width **600 mm**
Sight size of base opening **452 mm**
Brush height **50 mm**


KDR-BES-U-VX25-800 (35 mm)

Part No. **58225.0652**
EAN **4251269320392**
PU **1**
Width **16 mm**
Length **652 mm**
For enclosure width **800 mm**
Sight size of base opening **652 mm**
Brush height **35 mm**


	KDR-BES-U-VX25-800 (50mm)	Part No.	58230.0652	Sight size of base opening	652 mm
	EAN	4251269321016	Brush height	50 mm	
	PU	1			
	Width	16 mm			
	Length	652 mm			
	For enclosure width	800 mm			


	KDR-BES-U-VX25-1000 (35 mm)	Part No.	58225.0402	Sight size of base opening	402 mm
	EAN	4251269320408	Division bar	mit Mittelstrebe	
	PU	1	Brush height	35 mm	
	Width	16 mm			
	Length	402 mm			
	For enclosure width	1.000 mm			


	KDR-BES-U-VX25-1000 (50mm)	Part No.	58230.0402	Sight size of base opening	402 mm
	EAN	4251269320989	Division bar	mit Mittelstrebe	
	PU	1	Brush height	50 mm	
	Width	16 mm			
	Length	402 mm			
	For enclosure width	1.000 mm			


	KDR-BES-U-VX25-1200 (35 mm)	Part No.	58225.0502	Sight size of base opening	502 mm
	EAN	4251269320415	Division bar	mit Mittelstrebe	
	PU	1	Brush height	35 mm	
	Width	16 mm			
	Length	502 mm			
	For enclosure width	1.200 mm			


	KDR-BES-U-VX25-1200 (50mm)	Part No.	58230.0502	Sight size of base opening	502 mm
	EAN	4251269321009	Division bar	mit Mittelstrebe	
	PU	1	Brush height	50 mm	
	Width	16 mm			
	Length	502 mm			
	For enclosure width	1.200 mm			


	KDR-BES-U-TS8-600-0435	Part No.	58210.0435	For enclosure width	600 mm
	EAN	4251269316524	Sight size of base opening	435 mm	
	PU	1			
	Width	16 mm			
	Brush height	35 mm			
	Length	435 mm			


	KDR-BES-U-TS8-800	Part No.	58210.0635	For enclosure width	800 mm
	EAN	4251269316548	Sight size of base opening	635 mm	
	PU	1			
	Width	16 mm			
	Brush height	35 mm			
	Length	635 mm			


	KDR-BES-U-TS8-1000	Part No.	58210.0397	For enclosure width	1.000 mm
		EAN	4251269316517	Sight size of base opening	397 mm
		PU	1	Division bar	mit Mittelstrebe
		Width	16 mm		
		Brush height	35 mm		
		Length	397 mm		

	KDR-BES-U-TS8-1000-0835	Part No.	58210.0835	For enclosure width	1.000 mm
		EAN	4251269316555	Sight size of base opening	835 mm
		PU	1	Division bar	ohne Mittelstrebe
		Width	16 mm		
		Brush height	35 mm		
		Length	835 mm		

	KDR-BES-U-TS8-1200	Part No.	58210.0495	For enclosure width	1.200 mm
		EAN	4251269316531	Sight size of base opening	495 mm
		PU	1	Division bar	mit Mittelstrebe
		Width	16 mm		
		Brush height	35 mm		
		Length	495 mm		

	KDR-BES-U-HW-600 (392/35 mm)	Part No.	58210.0392		
		EAN	4251269324697		
		PU	1		
		Length	392 mm		
		For enclosure width	600 mm		
		Sight size of base opening	392 mm		
		Brush height	35 mm		

	KDR-BES-U-HW-600 (392/50 mm)	Part No.	58215.0392		
		EAN	4251269324734		
		PU	1		
		Length	392 mm		
		For enclosure width	600 mm		
		Sight size of base opening	392 mm		
		Brush height	50 mm		

	KDR-BES-U-HW-600 (592/35 mm)	Part No.	58210.0592		
		EAN	4251269324703		
		PU	1		
		Length	592 mm		
		For enclosure width	600 mm		
		Sight size of base opening	592 mm		
		Brush height	35 mm		

KDR-BES-U-HW-600
(592/50 mm)



Part No.	58215.0592
EAN	4251269324741
PU	1
Length	592 mm
For enclosure width	600 mm
Sight size of base opening	592 mm
Brush height	50 mm

KDR-BES-U-HW-600
(792/35 mm)



Part No.	58210.0792
EAN	4251269324710
PU	1
Length	792 mm
For enclosure width	600 mm
Sight size of base opening	792 mm
Brush height	35 mm

KDR-BES-U-HW-600
(792/50 mm)



Part No.	58215.0792
EAN	4251269324758
PU	1
Length	792 mm
For enclosure width	600 mm
Sight size of base opening	792 mm
Brush height	50 mm

KDR-BES-U-HW-600
(992/35 mm)



Part No.	58210.0992
EAN	4251269324727
PU	1
Length	992 mm
For enclosure width	600 mm
Sight size of base opening	992 mm
Brush height	35 mm

KDR-BES-U-HW-600
(992/50 mm)



Part No.	58215.0992
EAN	4251269324765
PU	1
Length	992 mm
For enclosure width	600 mm
Sight size of base opening	992 mm
Brush height	50 mm

KDR-BES-U-SSP-600
(35 mm)



Part No.	58210.0414	Sight size of base opening	414 mm
EAN	4251269324611	Brush height	35 mm
PU	1		
Width	16 mm		
Length	414 mm		
For enclosure width	600 mm		

KDR-BES-U-SSP-600
(50 mm)



Part No. **58215.0414**
EAN **4251269324659**
PU **1**
Width **16 mm**
Length **414 mm**
For enclosure width **600 mm**

Sight size of base opening **414 mm**
Brush height **50 mm**

KDR-BES-U-SSP-800
(35 mm)



Part No. **58210.0614**
EAN **4251269324628**
PU **1**
Width **16 mm**
Length **614 mm**
For enclosure width **800 mm**

Sight size of base opening **614 mm**
Brush height **35 mm**

KDR-BES-U-SSP-800
(50 mm)



Part No. **58215.0614**
EAN **4251269324666**
PU **1**
Width **16 mm**
Length **614 mm**
For enclosure width **800 mm**

Sight size of base opening **614 mm**
Brush height **50 mm**

KDR-BES-U-SSP-1000
(35 mm)



Part No. **58210.0814**
EAN **4251269324635**
PU **1**
Width **16 mm**
Length **814 mm**
For enclosure width **1.000 mm**

Sight size of base opening **814 mm**
Brush height **35 mm**

KDR-BES-U-SSP-1000
(50 mm)



Part No. **58215.0814**
EAN **4251269324673**
PU **1**
Width **16 mm**
Length **814 mm**
For enclosure width **1.000 mm**

Sight size of base opening **814 mm**
Brush height **50 mm**

KDR-BES-U-SSP-1200
(35 mm)



Part No. **58210.0477**
EAN **4251269324642**
PU **1**
Width **16 mm**
Length **477 mm**
For enclosure width **1.200 mm**

Sight size of base opening **477 mm**
Brush height **35 mm**

KDR-BES-U-SSP-1200
(50 mm)



Part No. **58215.0477**
EAN **4251269324680**
PU **1**
Width **16 mm**
Length **477 mm**
For enclosure width **1.200 mm**

Sight size of base opening **477 mm**
Brush height **50 mm**

KDR-BES-U-ELDON-600
(35 mm)



Part No. **58221.0435**
EAN **4251269325229**
PU **1**
Width **16 mm**
Length **435 mm**
For enclosure width **600 mm**

Sight size of base opening **435 mm**
Brush height **35 mm**

KDR-BES-U-ELDON-600
(50 mm)



Part No. **58221.0435**
EAN **4251269325267**
PU **1**
Width **16 mm**
Length **435 mm**
For enclosure width **600 mm**

Sight size of base opening **435 mm**
Brush height **50 mm**

KDR-BES-U-ELDON-800+1600
(35 mm)



Part No. **58221.0635**
EAN **4251269325236**
PU **1**
Width **16 mm**
Length **635 mm**
For enclosure width **800 mm**

Sight size of base opening **635 mm**
Brush height **35 mm**

KDR-BES-U-ELDON-800+1600
(50 mm)



Part No. **58222.0635**
EAN **4251269325274**
PU **1**
Width **16 mm**
Length **635 mm**
For enclosure width **800 mm**

Sight size of base opening **635 mm**
Brush height **50 mm**

KDR-BES-U-ELDON-1000
(35 mm)



Part No. **58221.0835**
EAN **4251269325243**
PU **1**
Width **16 mm**
Length **835 mm**
For enclosure width **1.000 mm**

Sight size of base opening **835 mm**
Brush height **35 mm**

KDR-BES-U-ELDON-1000
(50 mm)



Part No. **58222.0835**
EAN **4251269325281**
PU **1**
Width **16 mm**
Length **835 mm**
For enclosure width **1.000 mm**

Sight size of base opening **835 mm**
Brush height **50 mm**

KDR-BES-U-ELDON-1200
(35 mm)



Part No. **58221.0495**
EAN **4251269325250**
PU **1**
Width **16 mm**
Length **495 mm**
For enclosure width **1.200 mm**

Sight size of base opening **495 mm**
Brush height **35 mm**

KDR-BES-U-ELDON-1200 (50 mm)



Part No. **58222.0495**
EAN **4251269325298**
PU **1**
Width **16 mm**
Length **495 mm**
For enclosure width **1.200 mm**

Sight size of base opening **495 mm**
Brush height **50 mm**

KDR-BES-U-ETA-ENUX-600 (35 mm)



Part No. **58221.0363**
EAN **4251269325304**
PU **1**
Width **16 mm**
Length **363 mm**
For enclosure width **600 mm**

Sight size of base opening **363 mm**
Brush height **35 mm**

KDR-BES-U-ETA-ENUX-600 (50 mm)



Part No. **58222.0363**
EAN **4251269325342**
PU **1**
Width **16 mm**
Length **363 mm**
For enclosure width **600 mm**

Sight size of base opening **363 mm**
Brush height **50 mm**

KDR-BES-U-ETA-ENUX-800 (35 mm)



Part No. **58221.0563**
EAN **4251269325311**
PU **1**
Width **16 mm**
Length **563 mm**
For enclosure width **800 mm**

Sight size of base opening **563 mm**
Brush height **35 mm**

KDR-BES-U-ETA-ENUX-800 (50 mm)



Part No. **58222.0563**
EAN **4251269325359**
PU **1**
Width **16 mm**
Length **563 mm**
For enclosure width **800 mm**

Sight size of base opening **563 mm**
Brush height **50 mm**

KDR-BES-U-ETA-ENUX-1000 (35 mm)



Part No. **58221.0345**
EAN **4251269325328**
PU **1**
Width **16 mm**
Length **345 mm**
For enclosure width **1.000 mm**

Sight size of base opening **345 mm**
Brush height **35 mm**

KDR-BES-U-ETA-ENUX-1000 (50 mm)



Part No. **58222.0345**
EAN **4251269325366**
PU **1**
Width **16 mm**
Length **345 mm**
For enclosure width **1.000 mm**

Sight size of base opening **345 mm**
Brush height **50 mm**

KDR-BES-U-ETA-ENUX-1200 (35 mm)



Part No. **58221.0445**
EAN **4251269325335**
PU **1**
Width **16 mm**
Length **445 mm**
For enclosure width **1.200 mm**

Sight size of base opening **445 mm**
Brush height **35 mm**

KDR-BES-U-ETA-ENUX-1200 (50 mm)



Part No. **58221.0445**
EAN **4251269325373**
PU **1**
Width **16 mm**
Length **445 mm**
For enclosure width **1.200 mm**

Sight size of base opening **445 mm**
Brush height **50 mm**

KDR-BES-U-HG2-600



Part No. **58210.0362**
EAN **4251269318207**
PU **1**
Brush height **35 mm**
Length **362 mm**
For enclosure width **600 mm**

Sight size of base opening **362 mm**

KDR-BES-U-HG2-800



Part No. **58210.0562**
EAN **4251269318214**
PU **1**
Brush height **35 mm**
Length **562 mm**
For enclosure width **800 mm**

Sight size of base opening **562 mm**

KDR-BES-U-HG2-1000



Part No. **58210.0762**
EAN **4251269318221**
PU **1**
Brush height **35 mm**
Length **762 mm**
For enclosure width **1.000 mm**

Sight size of base opening **762 mm**

Edge protection trim



Part No. **99152**
EAN **4251269318238**
PU **1**
Length **100.000 mm**
Clamping range **x 1 - 2 mm**