

KEL-EMC-PF cable assembly bracket

for mounting individual shield clamps



The EMC bracket combined with the matching PFS EMC shield clamp is perfect in conjunction with the KEL cable entry frame for alleviating interferences due to shields.

The EMC clamp is assembled inside the control panel. For this process the fixing screws for the assembly of the KEL frame on the panel are used. A female screw thread M5 is already integrated in the KEL-EMC-PF bracket.

The KDR-EMC-PFM type can be mounted on icotek enclosure base plates with slide frames KDR-ESR-VX25.

Depending on the cable diameter, the corresponding PFS shield clamp can be snapped onto the EMC bracket.

Specifications

Material	Mild steel, galvanically zinc plated
Mounting options	Screw type mounting

Advantages & benefits

- Large surface contact between cable shield and housing, especially on conductive coated surfaces
- Easily combines cable routing, EMC and strain relief due to the use of the same mounting holes
- M5 Mounting hole for earthing tape or PE connection
- Direct, easy and quick contact to the enclosure
- Designed for high density applications
- Replacement for EMC cable glands, even for pre-terminated cables

Product types & sizes

KEL-EMC-PF 24



Part No.	39180
EAN	4251269305993
PU	1
Length L1	140 mm
Length L2	130 mm
Width	35 mm
Height	13 mm


Mounting height	13 mm
Suitable for cable entry systems:	KEL-ER 24, KEL-ER-E5, KEL-ER-E5, KEL-U 24, KEL-FG-E5, KEL-QUICK 24, KEL-QUICK-E5, KEL-BES 24, KEL-BES-S 24, KEL-DPZ 24, KEL-DPZ-E, KEL-DPU 24


KEL-EMC-PF 16



Part No.	39170
EAN	4251269305986
PU	1
Length L1	113 mm
Length L2	103 mm
Width	35 mm
Height	13 mm

Mounting height	13 mm
Suitable for cable entry systems:	KEL-ER 16, KEL-ER-E4, KEL-ER-E4, KEL-U 16, KEL-QUICK 16, KEL-QUICK-E4, KEL-BES 16, KEL-BES-S 16, KEL-DPZ 16


	KEL-EMC-PF 10	Part No.	39160	Mounting height	13 mm
		EAN	4251269305979	Suitable for cable entry systems:	KEL-ER 10, KEL-ER-E3, KEL
		PU	1		10, KEL-E3, KEL-U 10, KEL-FG-
		Length L1	93 mm		E3, KEL-QUICK 10, KEL-QUICK-
		Length L2	83 mm		E3, KEL-BES 10, KEL-BES-S 10
		Width	35 mm		
		Height	13 mm		

	KEL-EMC-PF-B	Part No.	39150	Mounting height	13 mm
		EAN	4251269305962	Suitable for cable entry systems:	KEL-ER-B, KEL-ER-E2, KEL-B,
		PU	1		KEL-E2, KEL-U-B, KEL-FG-E2,
		Length L1	68 mm		KEL-QUICK-B, KEL-QUICK-E2,
		Length L2	58 mm		KEL-DPZ-B
		Width	35 mm		
		Height	13 mm		

	KEL-EMC-PF 183	Part No.	39190	Mounting height	13 mm
		EAN	4251269318313	Suitable for cable entry systems:	KEL 183, KEL 183-E
		PU	1		
		Length L1	200 mm		
		Length L2	95 mm		
		Width	35 mm		
		Height	13 mm		

	KEL-EMC-PFM 24	Part No.	39181	Mounting height	22 mm
		EAN	4251269318368	Suitable for cable entry systems:	KEL-ER 24, KEL 24, KEL-U 24,
		PU	1		KEL-QUICK 24, KEL-BES 24,
		Length L1	140 mm		KEL-BES-S 24, KEL-DPZ 24,
		Length L2	130 mm		KEL-DPU 24
		Width	60 mm		
		Height	22 mm		

	KEL-EMC-PFM 16	Part No.	39183	Mounting height	22 mm
		EAN	4251269318344	Suitable for cable entry systems:	KEL-ER 16, KEL 16, KEL-U 16,
		PU	1		KEL-QUICK 16, KEL-BES 16,
		Length L1	113 mm		KEL-BES-S 16, KEL-DPZ 16
		Length L2	103 mm		
		Width	60 mm		
		Height	22 mm		

	KEL-EMC-PFM 10	Part No.	39184	Mounting height	22 mm
		EAN	4251269318351	Suitable for cable entry systems:	KEL-ER 10, KEL 10, KEL-U 10,
		PU	1		KEL-QUICK 10, KEL-BES 10,
		Length L1	93 mm		KEL-BES-S 10
		Length L2	83 mm		
		Width	60 mm		
		Height	22 mm		

KDR-EMC-PFM 24

Part No.	39191
EAN	4251269321528
PU	1
Length	140 mm
Length L2	130 mm
Width	60 mm
Height	30,5 mm

Mounting height	30,5 mm
No. of screw holes	2
Diam. of screw holes	5,5 mm
Suitable for cable entry systems:	KDR-ESR-VX25

KDR-EMC-PFM 16

Part No.	39192
EAN	4251269321535
PU	1
Length	113 mm
Length L2	103 mm
Width	60 mm
Height	30,5 mm

Mounting height	30,5 mm
No. of screw holes	2
Diam. of screw holes	5,5 mm
Suitable for cable entry systems:	KDR-ESR-VX25